


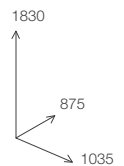




-  Standard core temperature probe
-  Side-hinged door with hermetic closure
-  Direct steam injection



## G|PRO 20 DIGITAL WITH TROLLEY

### Max 20 grids 1/1 GN 530 x 325 mm

Distance between grids 70 mm  
 2 grids 1/1 GN included  
 5 motors with reverse system  
 Temperature 0-280 °C  
 Digital timer 0-10 h

2 water drop trays  
 Cooling fan in the electronics area  
 Powered steam chimney vent  
 20 programs (6 cycles each program)  
 With trolley

Electric power	24.000 W
Voltage	400 V ~ 3N ↓
Frequency	50/60 Hz
Weight	210 kg
Dimensions (W x D x H)	1035 x 875 x 1830 mm
Wheelbase feet (W x D)	800 x 545 mm

MADE IN  
 ITALY

